

DIRECTIONS:

Hand out clip cards to students one at a time. Have them read the fraction aloud to you. Then have the students place a clip next to any model that equals the fraction.

NEEDED:

Clip cards, card stock, and clips

Terms of use:

YOU MAY...

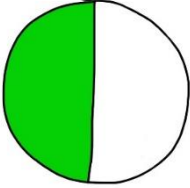
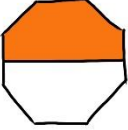

- Print as many copies as you would like for your OWN personal use
- Save this file on YOUR computer
- Share on a blog, facebook page, ect as long as there is a direct link to You've Got This



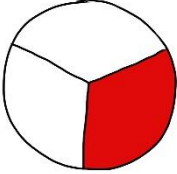
PLEASE DO NOT...

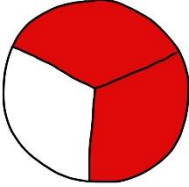
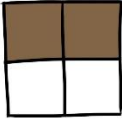
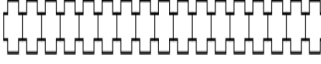

- Make copies to give to your fellow teachers or friends. Please share the link with them so they can download their own personal copy.
- Save to any file that can be accessed by anyone besides you. This includes dropbox, 4shared, facebook groups, shared drives, ect
- E-mail just the PDF
- Claim this printable as your own
- Post just the PDF on your blog, facebook page, ect
- Sell or profit in any way from the PDF




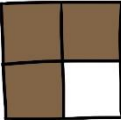
Need more work on fractions?


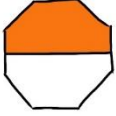
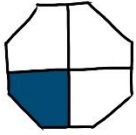
1. **Get a Fraction craft with book suggestion [HERE](#).**
2. **Get an Interactive Equivalent Fraction book [HERE](#)**
3. **Get a recognize fraction game [HERE](#)**

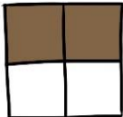

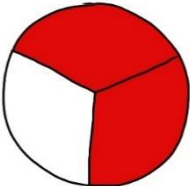
<p>1</p> <hr/> <p>2</p>	
	
	

<p>1</p> <hr/> <p>3</p>	
	
	

<p>2</p> <p> </p> <p>3</p>	
	
	

<p>3</p> <p> </p> <p>3</p>	
	
	


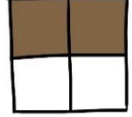
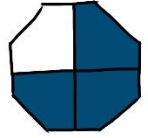
<p>1</p> <hr/> <p>4</p>	
	
	

<p>2</p> <hr/> <p>4</p>	
	
	

3

—

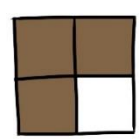
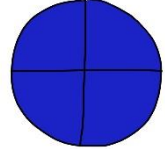
4

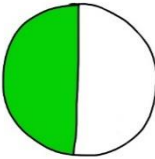
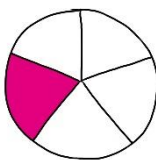





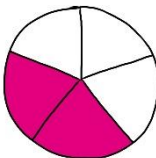
4


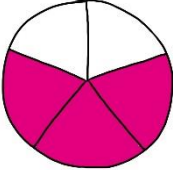

—



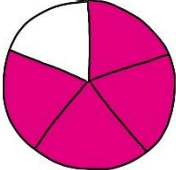
4

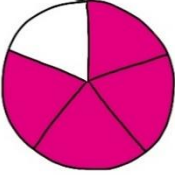

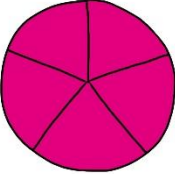


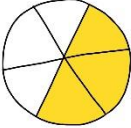
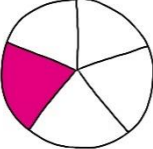

1 5	
	
	

2 5	
	
	

3 5	
	
	

4 5	
	
	

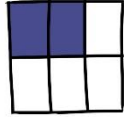
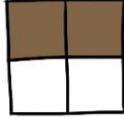
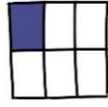
5 5	
	
	

1 6	
	
	

2

—

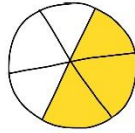
6



3

—

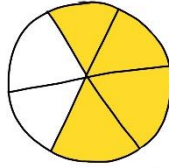
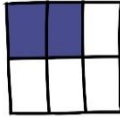
6



4

—

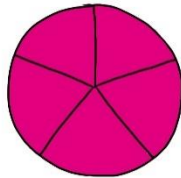

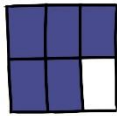
6


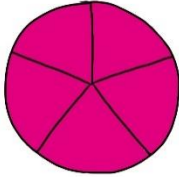
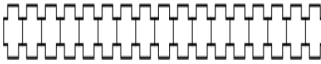



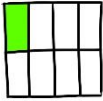


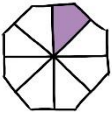
5

—


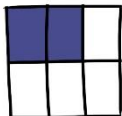
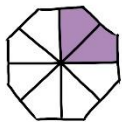
6




<p>6 — 6</p>	
	
	

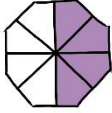


<p>1 — 8</p>	
	
	

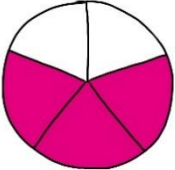


2 | 8

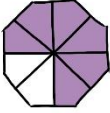
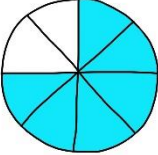
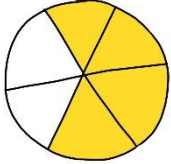


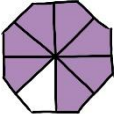
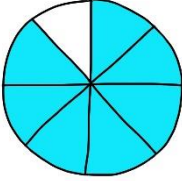

3 | 8



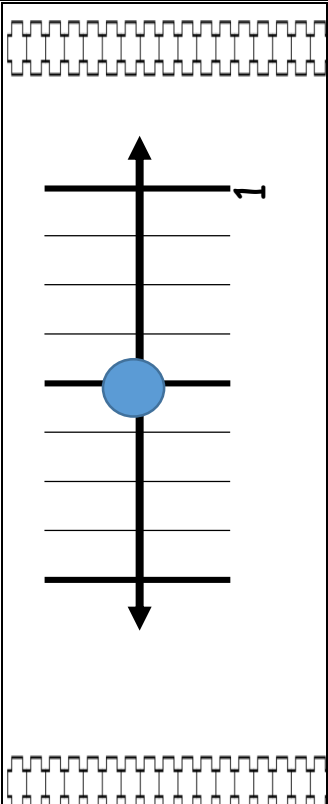
4 8	
	
	

8 5	
	
	

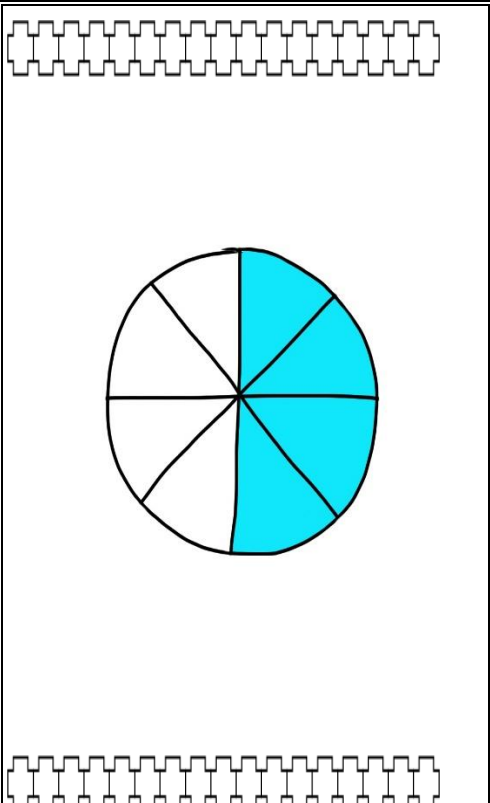
6 8	
	
	

7 8	
	
	

Get more number line clip cards [HERE](#).

 A vertical number line with arrows at both ends. It has 11 tick marks. The top tick mark is labeled '1'. A blue dot is placed on the 5th tick mark from the top, representing the fraction 1/2.	$2 \quad \quad 3$
	$4 \quad \quad 8$
	$1 \quad \quad 2$

Get more equivalent clip cards [HERE](#).

 A circle divided into 8 equal sectors by four diameters. The right half of the circle (4 sectors) is shaded blue, representing the fraction 4/8 or 1/2.	$4 \quad \quad 4$
	$4 \quad \quad 8$
	$1 \quad \quad 2$